



# CHINKARA ENGLISH ACADEMY SAYLA



## Diwali Vacation Homework 2024-25

Dear Students,

As we celebrate Diwali, a festival full of joy and lights, let's also take time to continue learning. This homework is designed to help you stay in touch with your studies during the holidays.

Wishing you and your family a Happy, Safe, and Bright Diwali! Enjoy the celebrations, and may the festival bring lots of happiness and success to you.

**Instructions:**

1. Complete all the given homework in this booklet.
2. Be creative and do your work neatly.
3. Submit your homework on the first day after the vacation.
4. We will resume our classes from Friday, 8th November, 2024.

Have a Happy Diwali and keep learning!

Explore...

Enjoy...

Enrich...

Headmaster



Principal





# Diwali Vacation Homework 2024-25

Student Name: - \_\_\_\_\_

Class – UKG

Subject – Mathematics

1. Circle on small object.



2. Count and write.




= .....



= .....




= .....



= .....

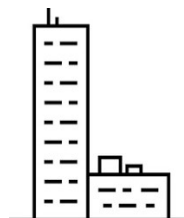




= .....



= .....

3. Fill the colors in taller pictures.



4. Add the following.

$$\begin{array}{r} (a) \ 5 \\ + 4 \\ \hline \end{array}$$

.....  
.....

$$\begin{array}{r} (b) \ 7 \\ + 3 \\ \hline \end{array}$$

.....  
.....

$$\begin{array}{r} (c) \ 6 \\ + 2 \\ \hline \end{array}$$

.....  
.....

$$\begin{array}{r} (d) \ 3 \ 2 \\ + 1 \ 8 \\ \hline \end{array}$$

.....  
.....

$$\begin{array}{r} (e) \ 5 \ 4 \\ + 2 \ 4 \\ \hline \end{array}$$

.....  
.....

$$\begin{array}{r} (f) \ 6 \ 7 \\ + 1 \ 3 \\ \hline \end{array}$$

.....  
.....

$$\begin{array}{r} (g) \ 4 \ 5 \\ + 2 \ 4 \\ \hline \end{array}$$

.....  
.....

$$\begin{array}{r} (h) \ 2 \ 9 \\ + 3 \ 1 \\ \hline \end{array}$$

.....  
.....

$$\begin{array}{r} (i) \ 4 \ 9 \\ + 2 \ 1 \\ \hline \end{array}$$

.....  
.....

5. Subtract the following.

$$\begin{array}{r} (a) \ 8 \\ - 4 \\ \hline \end{array}$$

.....  
.....

$$\begin{array}{r} (b) \ 7 \\ - 3 \\ \hline \end{array}$$

.....  
.....

$$\begin{array}{r} (c) \ 9 \\ - 4 \\ \hline \end{array}$$

.....  
.....

6. Write down the number names.

(a) 1 = .....

(f) 6 = .....

(b) 2 = .....

(g) 7 = .....

(c) 3 = .....

(h) 8 = .....

(d) 4 = .....

(i) 9 = .....

(e) 5 = .....

(j) 10 = .....

(k) 11 = .....

(s) 19 = .....

(l) 12 = .....

(t) 20 = .....

(m) 13 = .....

(u) 21 = .....

(n) 14 = .....

(v) 22 = .....

(o) 15 = .....

(w) 23 = .....

(p) 16 = .....

(x) 24 = .....

(q) 17 = .....

(y) 25 = .....

(r) 18 = .....

7. Write forward counting from 1 to 100.

1	11								
5									
10									100

8. Write just after numbers.

4 ....

5.....

3.....

6 .....

7.....

2.....

9.....

11.....

14.....

15.....

17.....

24.....

18.....

26.....

19.....

22 .....

21 .....

23.....

16.....

29.....

31.....

34.....

36.....

38.....

45.....

49.....

46.....

9. Write just before numbers.

.....12

.....13

..... 15

.....14

..... 17

.....19

.....24

..... 26

..... 27

..... 29

.....32

.....30

.....5

.....9

.....10

..... 45

.....48

.....46

10. Write between numbers.

45 ..... 47

27.....29

23.....25

32.....34

7.....9

8.....10

17.....19

28.....30

13.....15

26.....28

29.....31

33.....35

41.....43

44.....46

14.....16

38.....40

48.....50

52.....54

67.....69

78.....80

37.....39

88.....90

79.....81

83.....85

84.....86

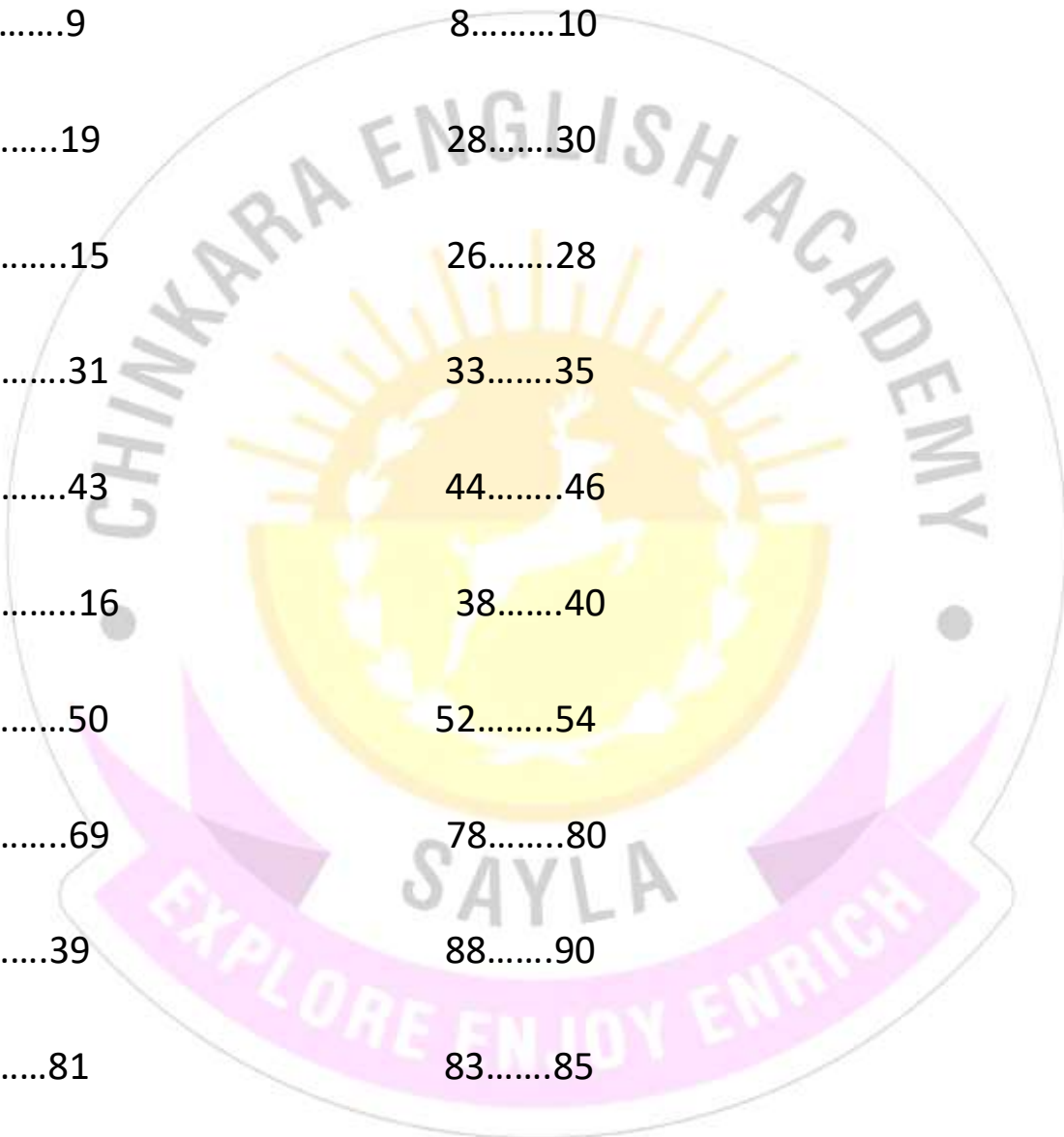
68.....70

86.....88

90.....91

91.....93

94.....96



11. Match the following.

Seventeen



4 sides

17

3 + 5

2

5 - 3

8

12. Match the same numbers.

19

78

78

14

14

19

92

56

56

92

24

30

30

24

49


66

20

49


66

20





13. Draw lines by given numbers.

8 = 

7 = 

9 = 


6 = 


5 = 

11 = 

13 = 

15 = 

20 = 



14. Write backward counting.

100								30	20	10
99										9
98										8
										7
										6
										5
										4
										3
										2
										1

15. Put the correct sign (<, > or =).

- 13  61
- 23  45
- 63  19
- 78  25
- 24  24
- 64  64

16. Fill the color in greatest numbers.

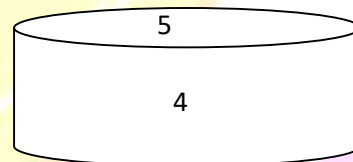
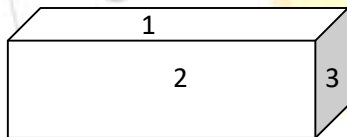
9

6

14 18

22 20

17. Fill the color in the given object as directions:-  
(Directions – 1=Red, 2=Green, 3=Yellow, 4=Blue, 5=Pink)



18. Count the birds and write.

= .....





प्रश्न 3. आ की मात्रा के 5 शब्द बनाइये।

प्रश्न 4. इ की मात्रा के 5 शब्द बनाइये।

प्रश्न 5. ई की मात्रा के 5 शब्द बनाइये।



प्रश्न 6. उ की मात्रा के 5 शब्द बनाइये।

प्रश्न 7. ओ की मात्रा के 5 शब्द बनाइये।

प्रश्न 8. नीचे दिए गए अक्षरों को जोड़कर सही शब्द बनाओ।

स + ब = .....

ह + थ + ी = .....

च + ी + ड + ी + य + ा = .....

ग + म + ल + ा = .....

प्रश्न 9. नीचे दिए गए शब्दों को उनके सही चित्र के साथ मिलाओ।

आम



बकरी



कमल



किताब



प्रश्न 10. नीचे दिए गए चित्र में रंग भरो।



प्रश्न 11. नीचे दिए गए रंगों के नाम हिंदी में लिखो:

Red - \_\_\_\_\_

Green - \_\_\_\_\_

Blue - \_\_\_\_\_

Yellow - \_\_\_\_\_

प्रश्न 12. नीचे दिए गए चित्रों को देखो और उनके नाम लिखो:



प्रश्न 13. नीचे दिए गए शब्दों को उनके सही चित्र के साथ मिलाओ।

- आम
- घोड़ा
- सूरज
- तितली
- बकरी
- चाय
- मछली
- किताब
- कमल
- केला





I. Look at the pictures and complete the sentences.

a. Our ..... help us to see.



b. Our ..... help us to hear.



c. Our ..... help us to smell.



d. Our ..... help us to taste.



e. Our ..... Help us to feel.



II.

**MYSELF**

Who are you ?

Boy

Girl

Name:- .....

Age :- .....

School name:- .....

Father 'name .....

Mother's name .....

Favorite' colour .....

III. Tick (✓) the correct option :

- a. We have two/three legs.
- b. We write with our hands/ legs.
- c. Our eyes are on chin/face.
- d. We smell with our nose / ears.
- e. We walk with our legs/ hands.

- IV. How do animals help us ?
- |          |       |
|----------|-------|
| a. Goat  | honey |
| b. Sheep | milk  |
| c. Hen   | wool  |
| d. Cow   | egg   |
| e. Bee   | milk  |

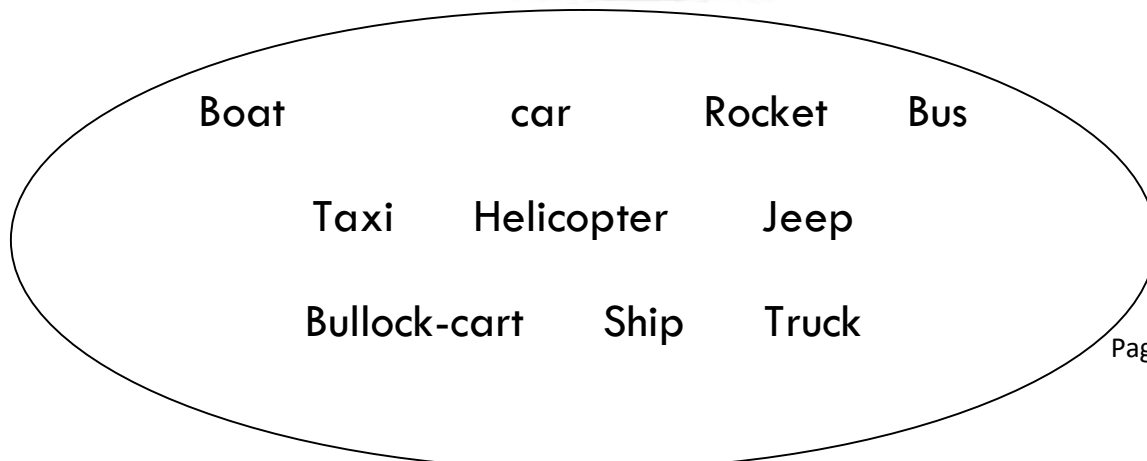
V. Match the animals to their young ones:

- |          |        |
|----------|--------|
| a. Dog   | lamb   |
| b. Cow   | chicks |
| c. Cat   | puppy  |
| d. Hen   | kitten |
| e. Sheep | calf   |

VI. Choose the correct option :

- I am the National flower of India.  
a. Tulip                      b. Lotus
- I am the National bird of India.  
a. Peacock                      b. Eagle
- I am the national animal of India.  
a. Tiger                      b. Lion
- National Currency of India is  
a. Dollar                      b. Rupee
- I am the National fruit of India.  
a. Mango                      b. Grapes
- I am the National tree of India.  
a. Peepal                      b. Banyan.

VII. Circle all the land transport :

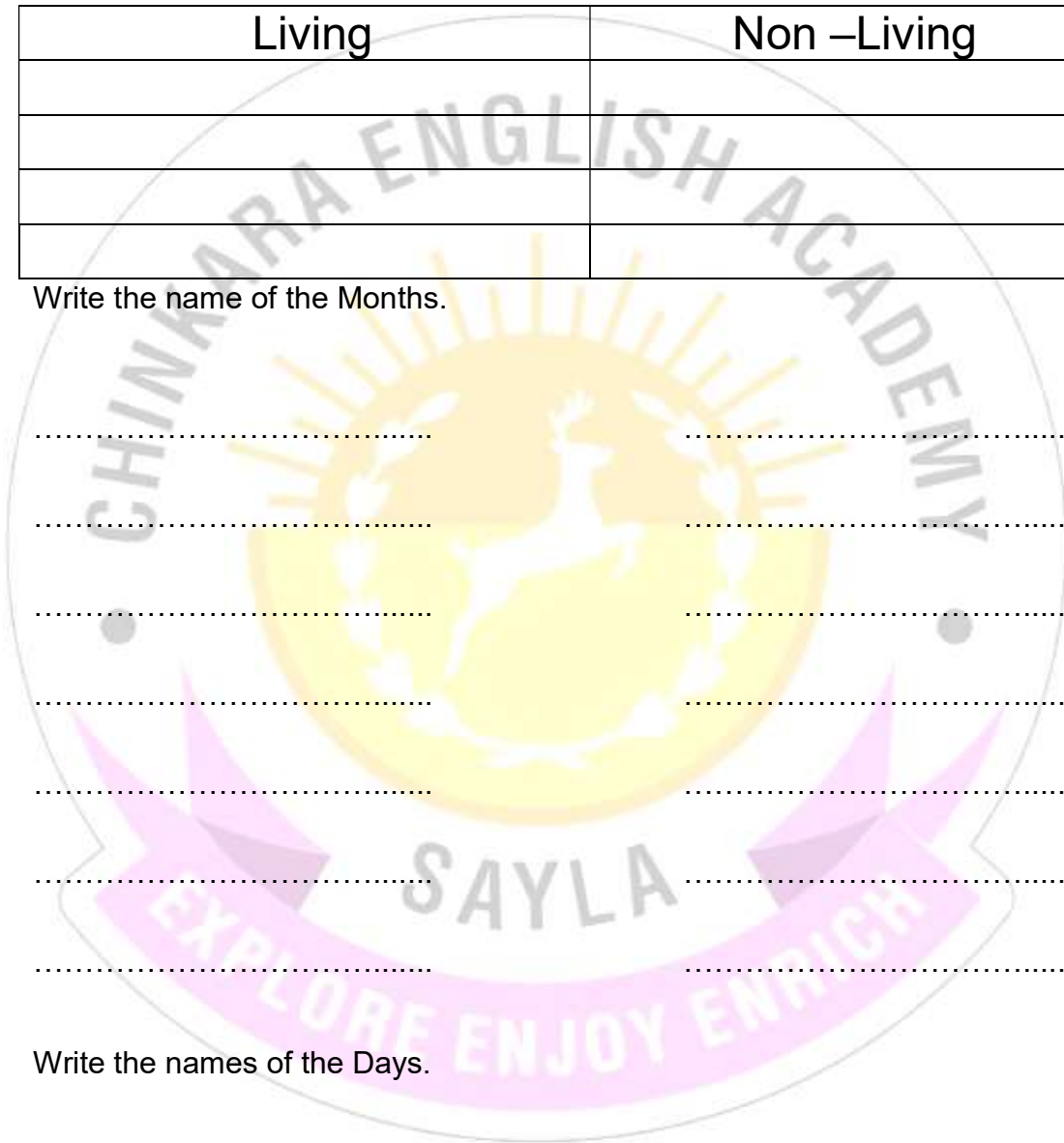


VIII. Choose the correct words and write in the column:

Tree    Ball    lion    table    girl    pen
--

Living	Non –Living

IX. Write the name of the Months.



X. Write the names of the Days.

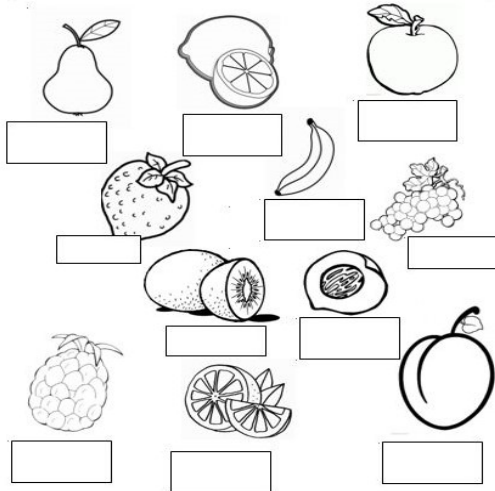
.....

.....


.....



XIII. Identify the picture of fruit and write their names : (color all)



XIV. Identify the picture of vegetables and write their names : (color all)



XV. Identify the picture of flowers and write their names. (color all)



XVI. Write 10 lines about yourself (Introduction).

CHANKA ACADEMY

SAYLA

EXPLORE ENJOY ENRICH

10 horizontal dashed lines for writing.

1. Write capital(A-Z) alphabet in cursive



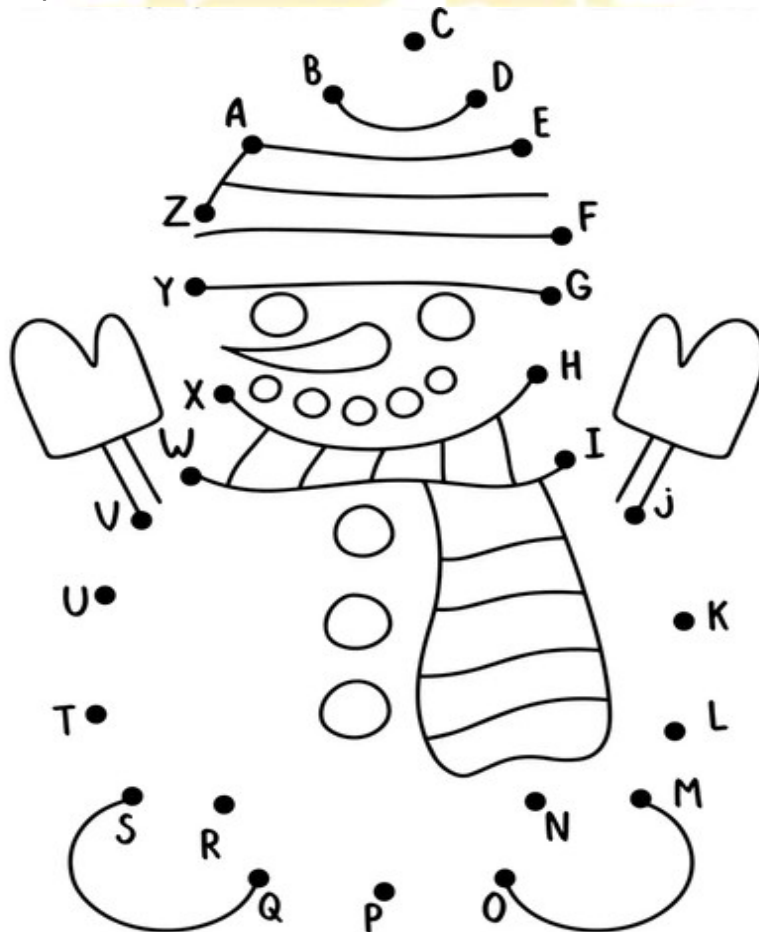
2. Write and learn 2-2 spellings starting from letter A-Z.



3. Write small alphabet (a-z) in cursive.



4. Connect alphabet dots






Missing Beginning Letters

5. Which letter will complete the word?

(Draw a line connecting letter to the name and fill the letter in the blank.)



ig

u




ee

p



up

b



mbrella

m



onkey

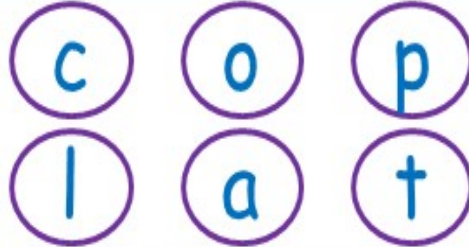
c



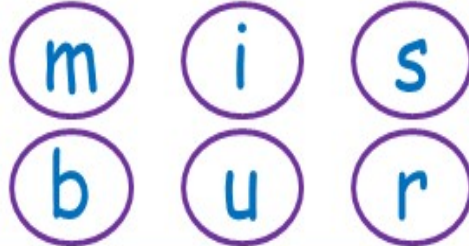
# Phonics Worksheet 1

Parents, help your child to:

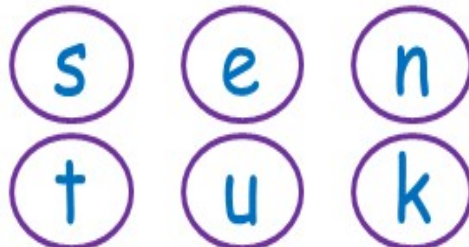
1. Identify the name of the picture.
2. Color or connect the correct sounds for each word.
3. Write the word on the line provided.



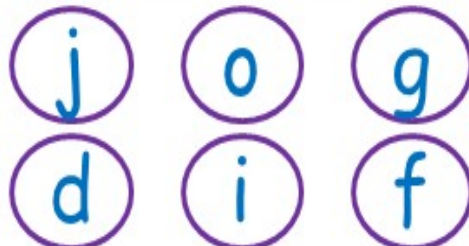
\_\_\_\_\_



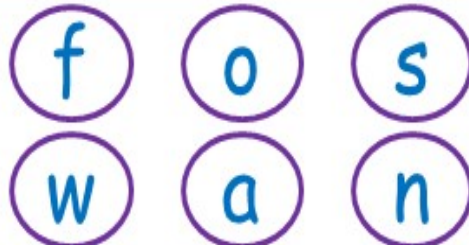
\_\_\_\_\_



\_\_\_\_\_

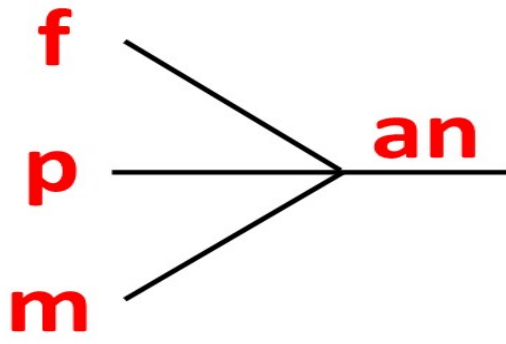


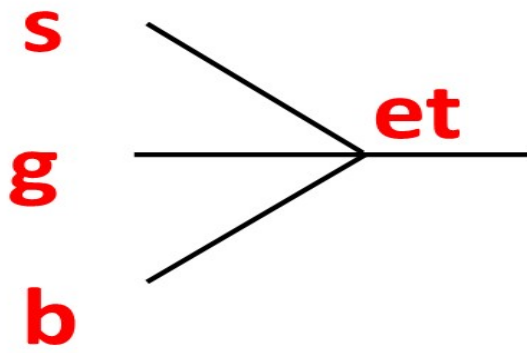
\_\_\_\_\_

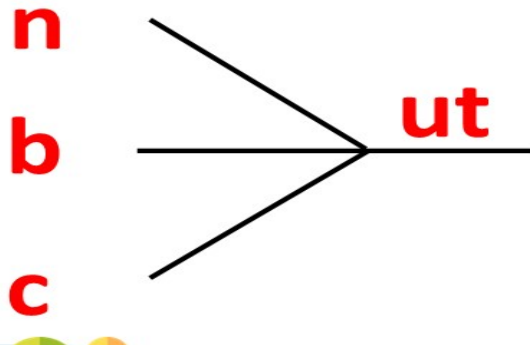


\_\_\_\_\_

**CVC blend**  
Make new words



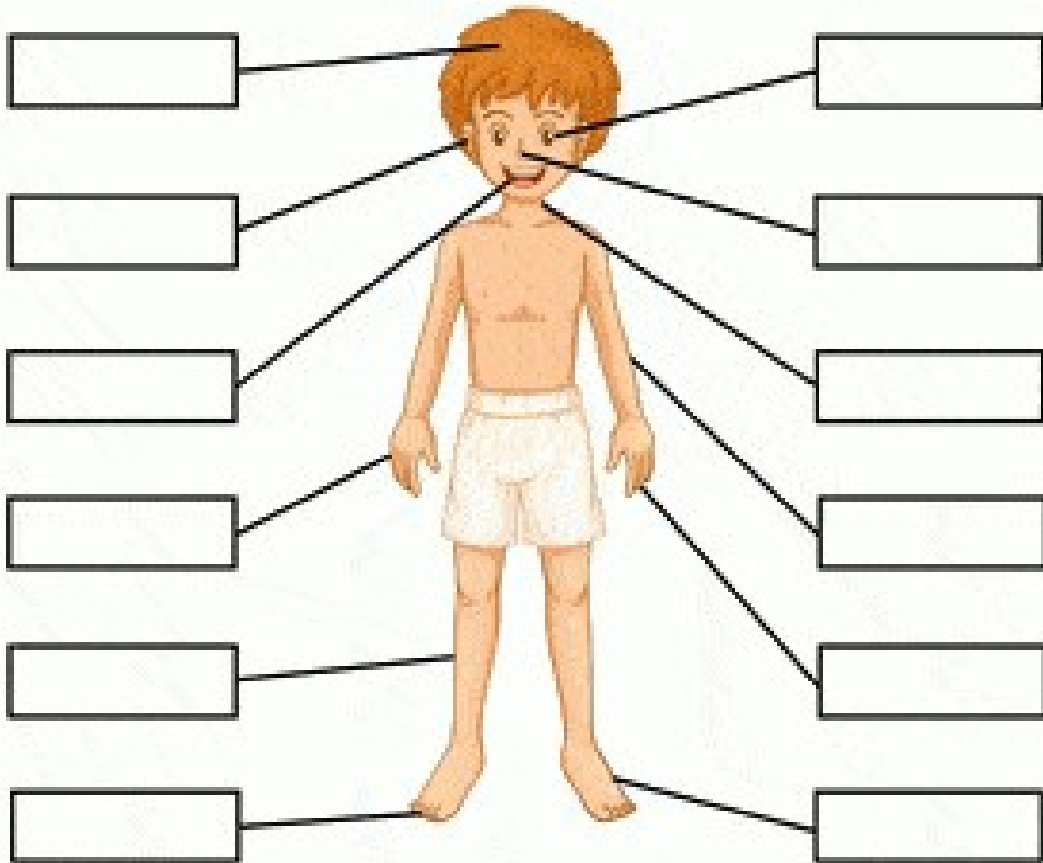



## Parts of the body

Grade 1 Science Worksheet





Label the parts of the body below.










arm	hand	leg	foot
eye	mouth	ear	nose
neck	toes	fingers	head



# THIS, THAT, THESE OR THOSE


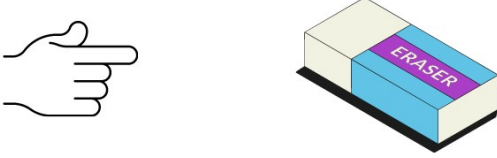





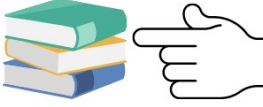
Попълнете изреченията с this, that, these или those.

this → 	these → 
that → 	those → 

- 1) \_\_\_\_\_ is a computer game. → 
- 2) \_\_\_\_\_ are lorries. → 
- 3) \_\_\_\_\_ is a camera. → 
- 4) \_\_\_\_\_ is a kite. → 
- 5) \_\_\_\_\_ are balls. → 
- 6) \_\_\_\_\_ are watches. → 
- 7) \_\_\_\_\_ is a pen. → 
- 8) \_\_\_\_\_ is a ruler. → 
- 9) \_\_\_\_\_ are chairs. → 





# This That These Those

Look at the picture and choose the correct word.





<b>this</b>	<b>that</b>	<b>this</b>	<b>that</b>
			
<b>these</b>	<b>those</b>	<b>these</b>	<b>those</b>
			
<b>this</b>	<b>these</b>	<b>that</b>	<b>those</b>
			
<b>this</b>	<b>that</b>	<b>these</b>	<b>those</b>
			

## Singular & Plural

Form a Plural by using "s" or "es".

Word	"s" or "es"	
class	_____	
bus	_____	
pen	_____	
car	_____	
cup	_____	
box	_____	
fox	_____	

Adding "s" or "es".

Word	"s" or "es"	
lion	_____	
finger	_____	
dish	_____	
crab	_____	
tiger	_____	
box	_____	
brush	_____	
wash	_____	

## Use of a/an



\_\_\_ apple



\_\_\_ bear



\_\_\_ umbrella



\_\_\_ carrot



\_\_\_ duck



\_\_\_ fish



\_\_\_ frog



\_\_\_ elephant



\_\_\_ snake



\_\_\_ rabbit





\_\_\_ orange



\_\_\_ ice-cream

# CHINKARA ENGLISH ACADEMY SAYLA

 [www.ceasayla.com](http://www.ceasayla.com) |  9024948329

We are social on Instagram | X (Twitter) | Facebook | YouTube

ADMISSION

OPEN

**Nursery  
to  
Class - 8**

**Register  
NOW**

