



# CHINKARA ENGLISH ACADEMY SAYLA



## Diwali Vacation Homework 2024-25

Dear Students,

As we celebrate Diwali, a festival full of joy and lights, let's also take time to continue learning. This homework is designed to help you stay in touch with your studies during the holidays.

Wishing you and your family a Happy, Safe, and Bright Diwali! Enjoy the celebrations, and may the festival bring lots of happiness and success to you.

*Instructions:*

1. Complete all the given homework in this booklet.
2. Be creative and do your work neatly.
3. Submit your homework on the first day after the vacation.
4. We will resume our classes from Friday, 8th November, 2024.

Have a Happy Diwali and keep learning!

Explore...

Enjoy...

Enrich...

Headmaster



Principal

# Diwali Vacation Homework 2024-25

Student Name: - \_\_\_\_\_




Class – Nursery

Subject – Mathematics


1. Fill colors in numbers.



2. Circle on big object.



3. Count and write.




= .....



= .....




= .....



= .....

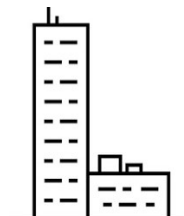




= .....

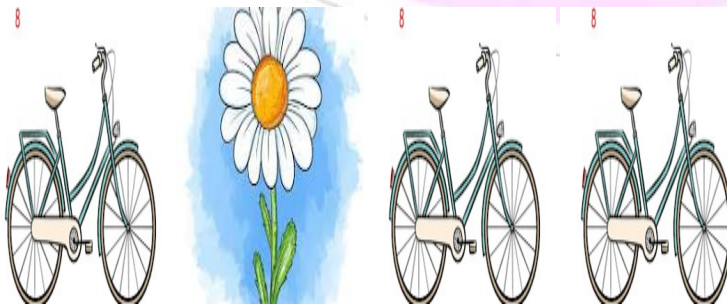




= .....

4. Fill the colors in taller pictures.



5. Circle on odd picture .



6. Circle on odd number .

2 2 3 2  
5 5 5 8  
9 4 9 9  
7 1 7 7

7. Match the same numbers .

8	6
6	4
7	8
11	7
18	19
4	11
19	18
20	13
13	20

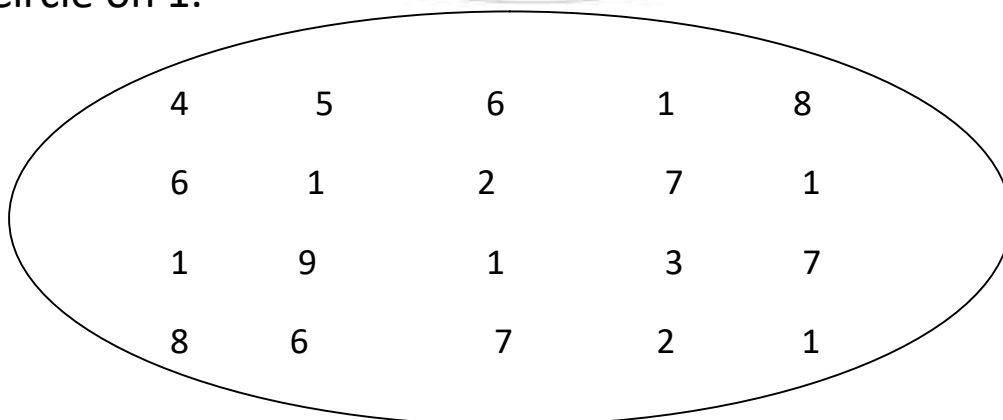
8. Write forward counting from 1 to 10.

1									
2									
3									
4									
5									
6									
7									
8									
9									
10									

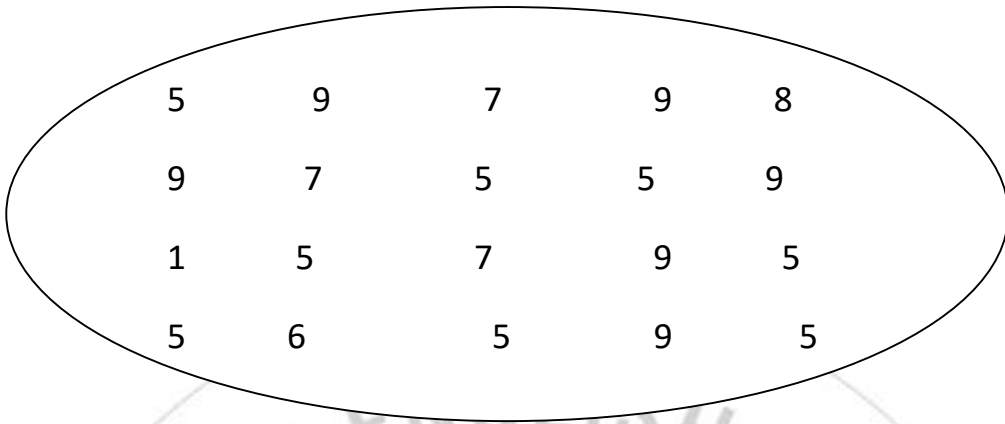
9. Write backward counting from 11 to 20 .

11									
12									
13									
14									
15									
16									
17									
18									
19									
20									




10. Circle on 1.



11. Circle on 5.



12. Draw lines by given numbers.







प्रश्न 3. आ को 5 बार बनाइये।

आ .....

आ .....

आ .....

आ .....

आ .....

प्रश्न 4. इ को 5 बार बनाइये।

इ .....

इ .....

इ .....

इ .....

इ .....

प्रश्न 5. ई को 5 बार बनाइये।

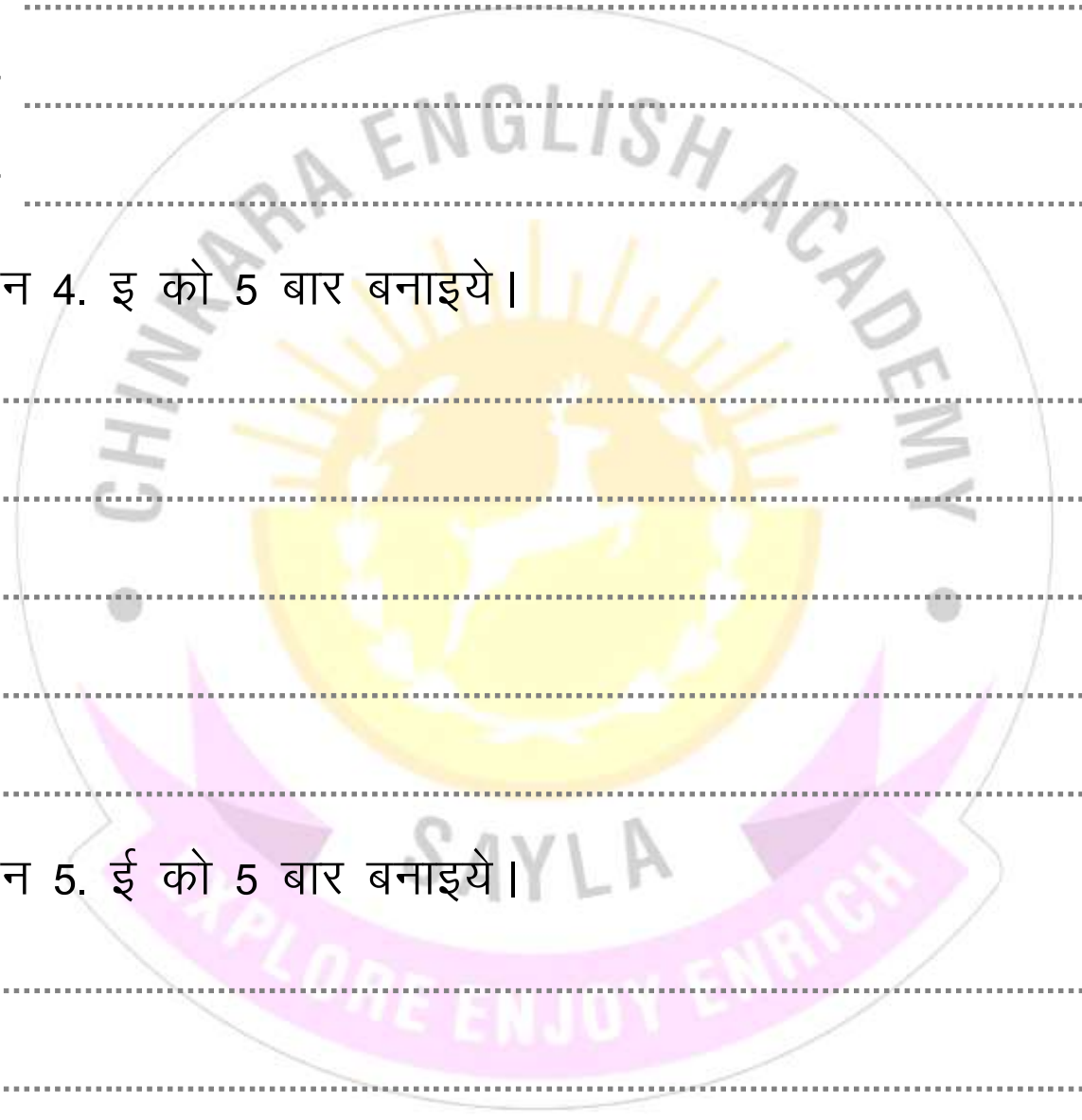
ई .....

ई .....

ई .....

ई .....

ई .....



प्रश्न 6. उ को 5 बार बनाइये ।

उ .....

उ .....

उ .....

उ .....

उ .....

प्रश्न 7. ओ को 5 बार बनाइये ।

ओ .....

ओ .....

ओ .....

ओ .....

ओ .....

प्रश्न 8. नीचे दिए गए शब्दों को उनके सही चित्र के साथ मिलाओ।

आम



कमल



बकरी



किताब



प्रश्न 9. नीचे दिए गए चित्र में रंग भरओ।



प्रश्न 10. नीचे दिए गए शब्दों को उनके सही चित्र के साथ मिलाओ।

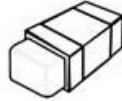
- आम
- घोड़ा
- सूरज
- तितली
- बकरी
- चाय
- मछली
- किताब
- कमल
- केला



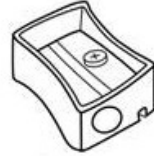
1 Color and read.



pencil



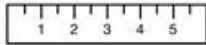
eraser



pencil sharpener




book



ruler



school bag



notebook



scissors




table



desk



door



window

2. Look at the pictures and complete the sentences.

a. Our ..... help us to see.



b. Our ..... help us to hear.



c. Our ..... help us to smell.



d. Our ..... help us to taste.



e. Our ..... Help us to feel.



3.

### MYSELF

Who are you ?

Boy

Girl

Name:- .....

Age ;- .....

School name:- .....

Father 'name' .....

Mother's name .....

Favorite' colour .....

4

Match the pictures of my body parts to their names.

Mouth

Legs

Eyes

Ears

Hands




5 Circle on the fruits. \_



APPLE



CHERRY



LEMON



PEAR




GRAPE



PINEAPPLE



WATERMELON



BANANA



ORANGE



KIWI

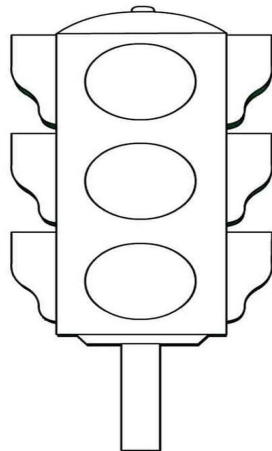


STRAWBERRY



PEACH

6. Color the traffic lights



7. Tick the domestic animals.

Dog

Tiger

Elephant

cow

Cat

lion

8. Connect the same wild animals.

Tiger

Snakes

Snakes

Lion

Lion

Wolf

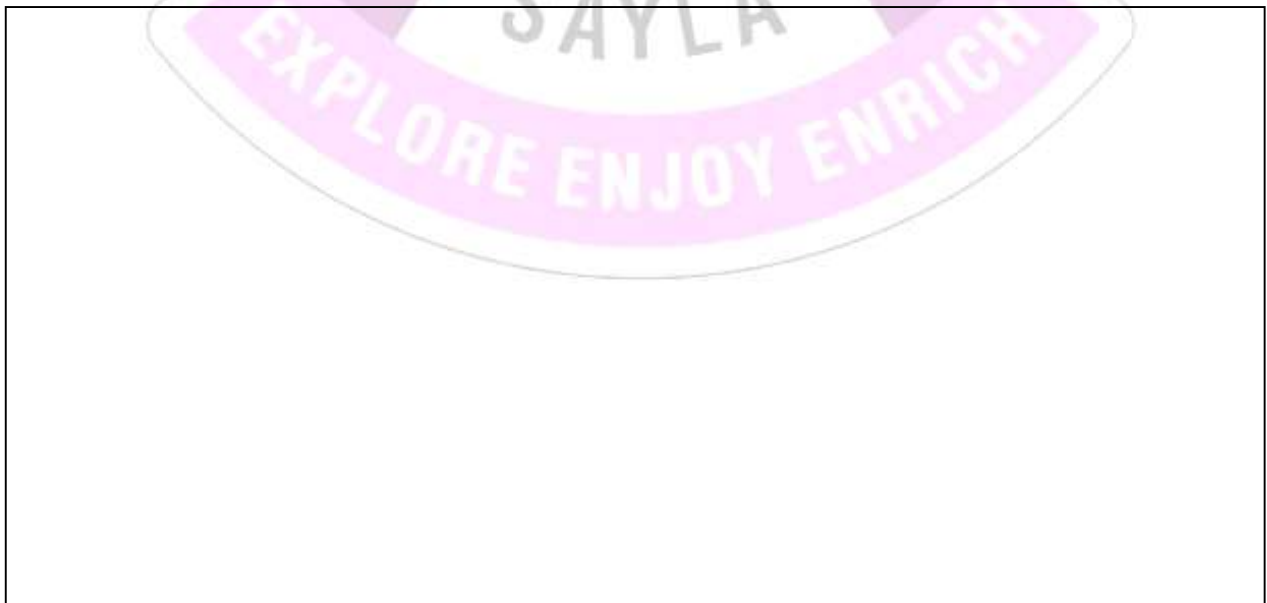
Elephant

Snakes

Wolf

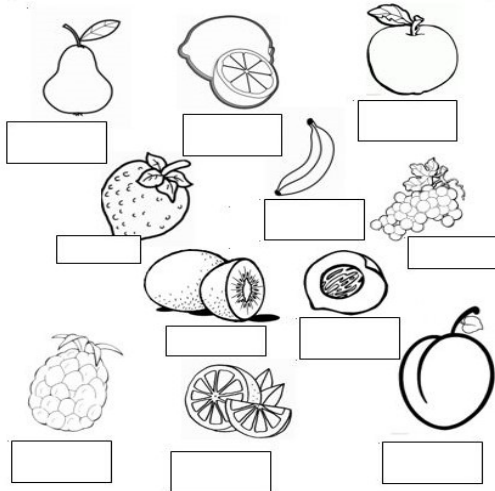
Elephant

9. Draw a picture Of Diwali






10 Identify the picture of fruit and write their names : (color all)



11 Identify the picture of vegetables and write their names : (color all)



12 Identify the picture of flowers and write their names. (color all)



---

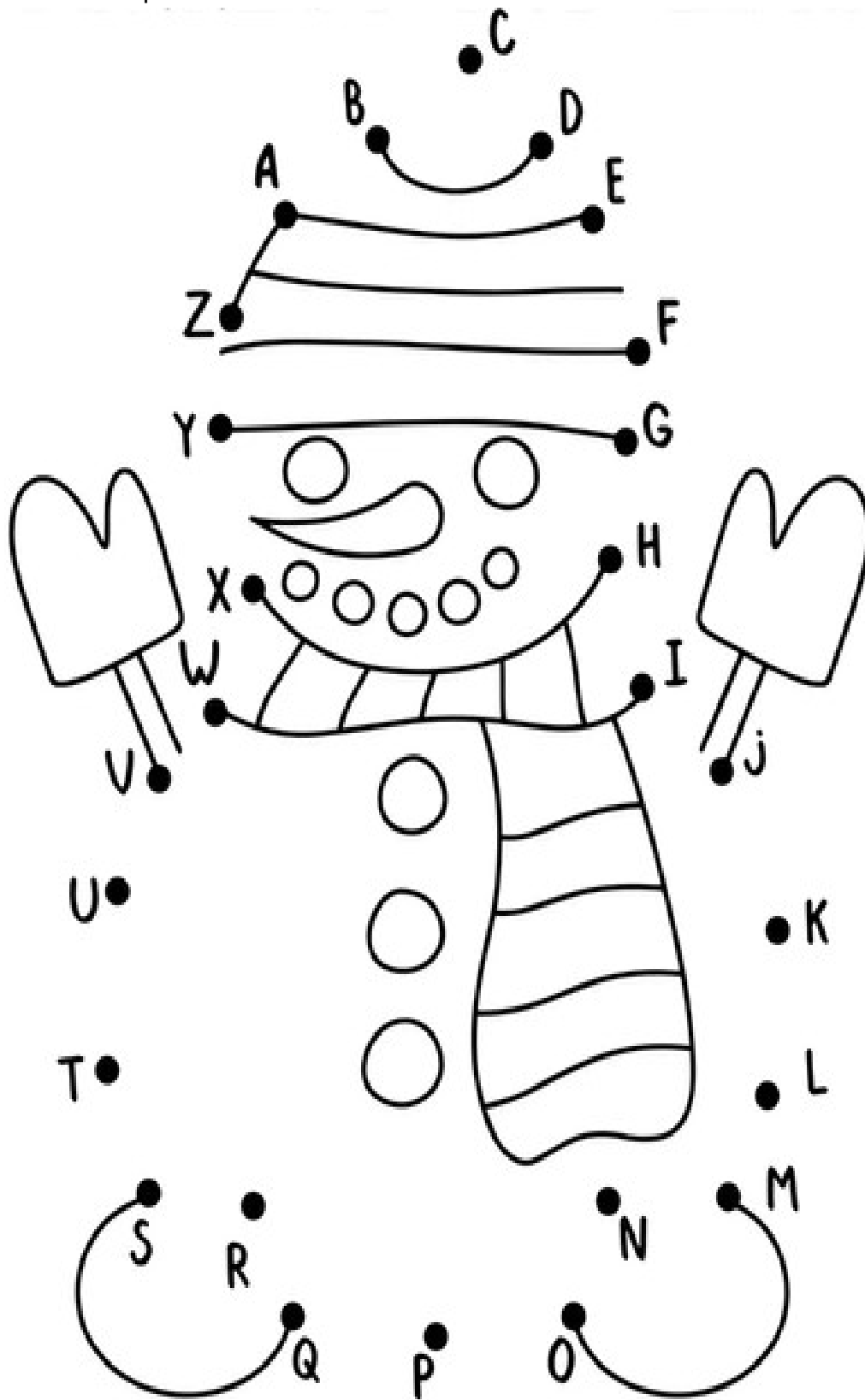
**Class – Nursey**

**Subject – English**

1. Write capital(A-Z) alphabet AND color these letter.

**A B C D E F G H I J K L M**  
**N O P Q R S T U V W X Y Z**


2. Connect alphabet dots



Missing Beginning Letters

3. Which letter will complete the word?

(Draw a line connecting letter to the name and fill the letter in the blank.)



ig

u




ee

p



up

b



mbrella

m



onkey

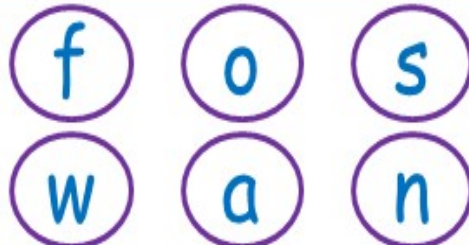
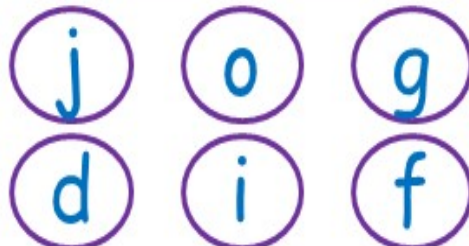
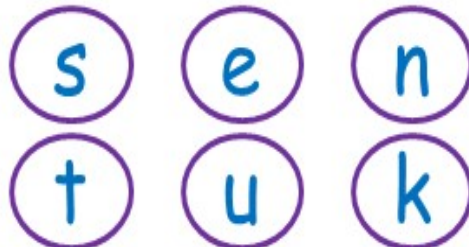
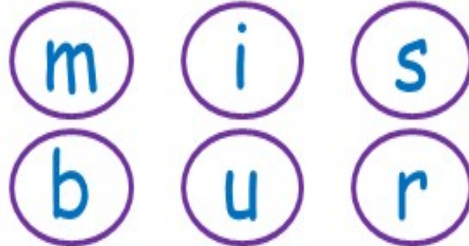
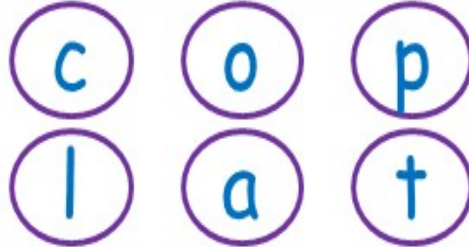
c



# Phonics Worksheet 1

Parents, help your child to:

1. Identify the name of the picture.
2. Color or connect the correct sounds for each word.
3. Write the word on the line provided.



Q5. Write in a writing book one page daily.

