



CHINKARA ENGLISH ACADEMY SAYLA



Diwali Vacation Homework 2024-25

Dear Students,

As we celebrate Diwali, a festival full of joy and lights, let's also take time to continue learning. This homework is designed to help you stay in touch with your studies during the holidays.

Wishing you and your family a Happy, Safe, and Bright Diwali! Enjoy the celebrations, and may the festival bring lots of happiness and success to you.

Instructions:

1. Complete all the given homework in this booklet.
2. Be creative and do your work neatly.
3. Submit your homework on the first day after the vacation.
4. We will resume our classes from Friday, 8th November, 2024.

Have a Happy Diwali and keep learning!

Explore...

Enjoy...

Enrich...

Headmaster



Principal

Diwali Vacation Homework 2024-25

Student Name : - _____

Class – 1

Subject – Mathematics

Q1. Write down the Number Names.

- | | |
|-------------|-------------|
| a) 19 | h) 14 |
| b) 21 | i) 24 |
| c) 6 | j) 55 |
| d) 17 | k) 35 |
| e) 26 | l) 44 |
| f) 29 | m) 13 |
| g) 11 | |

Q2. Add the numbers.

2	3	4	6	3	7	5	5	7	8	6	4
+ 2	6	+ 1	4	+3	3	+2	5	+1	2	+2	6
.....
.....

4	7	6	5	2	9	3	4	1	2	9	8
+1	3	+ 4	5	+2	1	+1	3	+2	6	+1	2
.....
.....

Q3. Subtract the following.

5	6	8	9	5	7	4	6	7	2	7	6
-4	3	- 3	5	-4	5	-3	9	- 5	6	- 5	8
.....
.....

9	6	7	9	5	3	4	8	2	9	5	7
-4	3	-3	5	- 3	2	-2	4	- 1	6	-5	6
.....
.....

Q4. Write the number that comes after.

(a) 25 ... _____

(g) 45 ... _____

(b) 38 ... _____

(h) 56 ... _____

(c) 12 ... _____

(i) 85 ... _____

(d) 28 ... _____

(j) 97 ... _____

(e) 27 ... _____

(k) 90 ... _____

(f) 34 ... _____

(l) 22 ... _____

Q5. Write the number that comes before.

(a) _____ 11

(f) _____ 20

(b) _____ 9

(g) _____ 35

(c) _____ 45

(h) _____ 52

(d) _____ 19

(i) _____ 23

(e) _____ 10

Q6. Fill in the missing numbers.

(a) by forward counting

	22							29		31
--	----	--	--	--	--	--	--	----	--	----

(b) by backward counting

	16			13				8	7
--	----	--	--	----	--	--	--	---	---

Q7. Solve the following.

8	+	1	=	
5	+	3	=	
3	+	2	=	

Q8. Arrange the numbers in increasing order.

(a) 2, 5, 3, 4, 1

(c) 10, 30, 50, 20, 40

_____, _____, _____, _____, _____

_____, _____, _____, _____, _____

(b) 9, 17, 23, 31, 19

(d) 11, 23, 10, 17, 25

_____, _____, _____, _____, _____

_____, _____, _____, _____, _____

Q9. Write the number names 1 to 50.

1		26	
2		27	
3		28	
4		29	
5		30	
6		31	
7		32	
8		33	
9		34	
10		35	
11		36	
12		37	
13		38	
14		39	
15		40	
16		41	
17		42	
18		43	
19		44	
20		45	
21		46	
22		47	
23		48	
24		49	
25		50	

Q10. Identify the number pattern and fill in the missing numbers.

2	4	6	8					
10	15	20	25					
10	20	30	40					

Q11. Put correct sign (<, > or =).

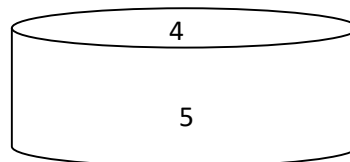
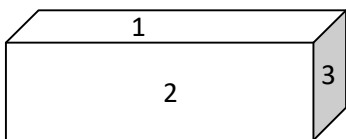
7		2
6		9
3		11
25		13
42		25
22		31

45		28
34		55
26		78
4		9
58		35
20		44

Q13. Write tables from 2 to 20.

2	3	4	5	6	7	8	9	10	11	12	13	14	15	16	17	18	19	20
4																		
6																		
8																		
10																		
12																		
14																		
16																		
18																		
20																		

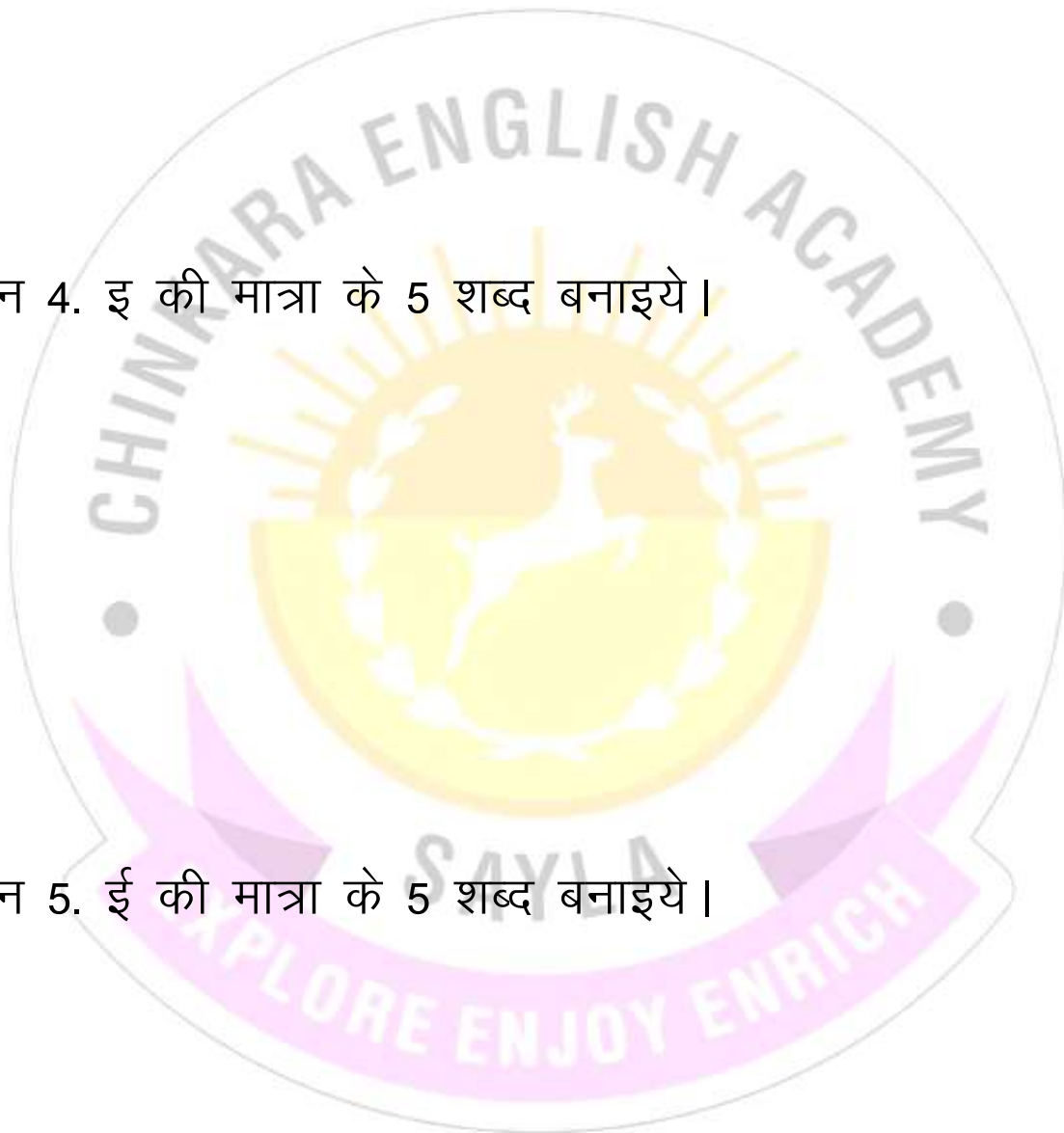
Q14. Fill the color in the given object as directions:-
 (Directions – 1=Red, 2=Green, 3=Yellow, 4=Blue, 5=Pink)



प्रश्न 3. आ की मात्रा के 5 शब्द बनाइये।

प्रश्न 4. इ की मात्रा के 5 शब्द बनाइये।

प्रश्न 5. ई की मात्रा के 5 शब्द बनाइये।



प्रश्न 6. उ की मात्रा के 5 शब्द बनाइये।

प्रश्न 7. ओ की मात्रा के 5 शब्द बनाइये।

प्रश्न 8. नीचे दिए गए अक्षरों को जोड़कर सही शब्द बनाओ।

स + ब =

ह + थ + ी =

च + ी + ड + ी + य + ा =

ग + म + ल + ा =

प्रश्न 9. नीचे दिए गए शब्दों को उनके सही चित्र के साथ मिलाओ।

आम



बकरी



कमल



किताब



प्रश्न 10. नीचे दिए गए चित्र में रंग भरो।



प्रश्न 11. नीचे दिए गए रंगों के नाम हिंदी में लिखो:

Red - _____

Green - _____

Blue - _____

Yellow - _____

प्रश्न 12. नीचे दिए गए चित्रों को देखो और उनके नाम लिखो:



प्रश्न 13. नीचे दिए गए शब्दों को उनके सही चित्र के साथ मिलाओ।

● आम

● घोड़ा

● सूरज

● तितली

● बकरी


● चाय

● मछली

● किताब

● कमल

● केला



I. Look at the pictures and complete the sentences.

a. Our help us to see.



b. Our help us to hear.



c. Our help us to smell.



d. Our help us to taste.



e. Our Help us to feel.



II.

MYSELF

Who are you ?

Boy

Girl

Name:-

Age ;-

School name:-

Father 'name

Mother's name

Favorite' colour

III. Tick (✓) the correct option :

- a. We have two/three legs.
- b. We write with our hands/ legs.
- c. Our eyes are on chin/face.
- d. We smell with our nose / ears.
- e. We walk with our legs/ hands.

- IV. How do animals help us ?
- | | |
|----------|-------|
| a. Goat | honey |
| b. Sheep | milk |
| c. Hen | wool |
| d. Cow | egg |
| e. Bee | milk |

V. Match the animals to their young ones:

- | | |
|----------|--------|
| a. Dog | lamb |
| b. Cow | chicks |
| c. Cat | puppy |
| d. Hen | kitten |
| e. Sheep | calf |

VI. Choose the correct option :

1. I am the National flower of India.

a. Tulip	b. Lotus
----------	----------
2. I am the National bird of India.

a. Peacock	b. Eagle
------------	----------
3. I am the national animal of India.

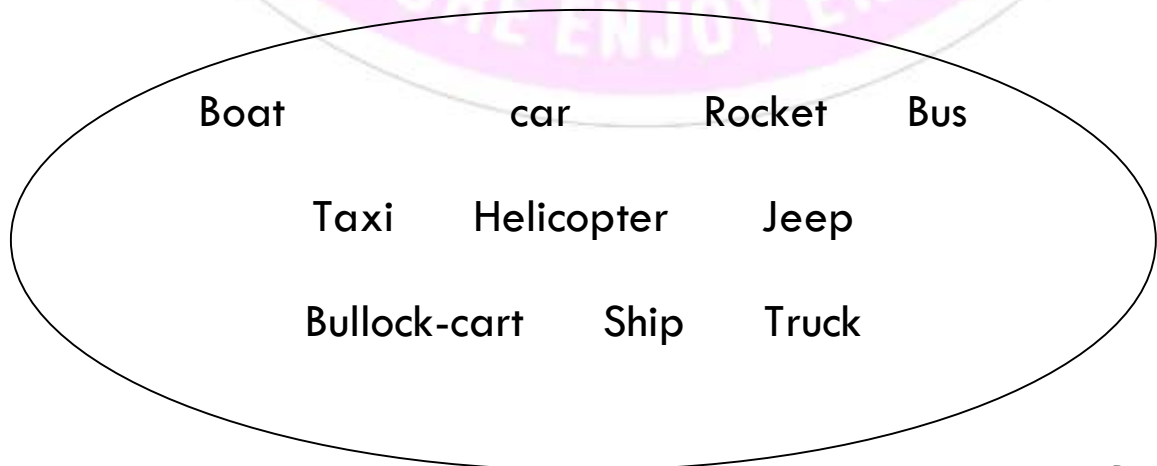
a. Tiger	b. Lion
----------	---------
4. National Currency of India is

a. Dollar	b. Rupee
-----------	----------
5. I am the National fruit of India.

a. Mango	b. Grapes
----------	-----------
6. I am the National tree of India.

a. Peepal	b. Banyan.
-----------	------------

VII. Circle all the land transport :




VIII. Choose the correct words and write in the column:

Tree	Ball	lion	table	girl	pen
------	------	------	-------	------	-----

Living	Non –Living

IX. Write the name of the Months.



.....

.....

.....

.....

.....

.....

.....

.....

.....

.....

X. Write the names of the Days.

.....

.....

.....

.....

.....

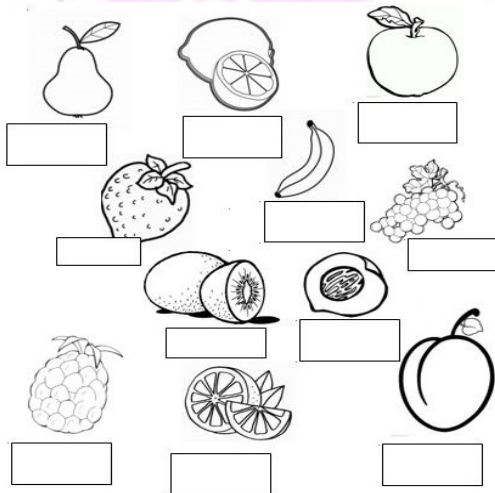
XI. Write 'Parts of a plant' with the help of given words.

Flower	Root	Stem	Leaf	Fruit
--------	------	------	------	-------




XII. Write name of the domestic & wild animals :

Domestic Animal	Wild Animal

XIII. Identify the picture of fruit and write their names : (color all)



XIV. Identify the picture of vegetables and write their names : (color all)



XV. Identify the picture of flowers and write their names. (color all)



XVI. Write 10 lines about yourself (Introduction).

Class – 1

Subject – English

1. Write capital(A-Z) and small(a-z) alphabet in cursive

2. Write and learn 2-2 spellings starting from letter A-Z.



3. Read and write chapter – Greetings




4. Connect alphabet dots



Missing Beginning Letters

5. Which letter will complete the word?

(Draw a line connecting letter to the name and fill the letter in the blank.)



ig

u




ee

p




up

b



mbrella

m



onkey

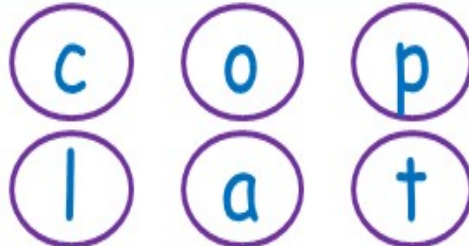
c

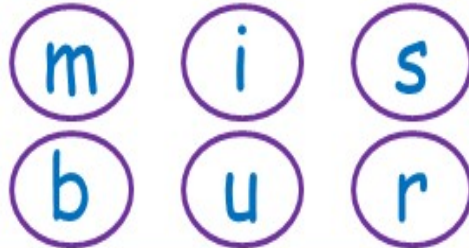


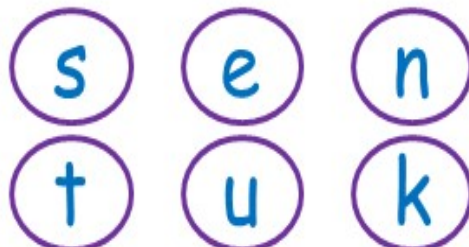
Phonics Worksheet 1

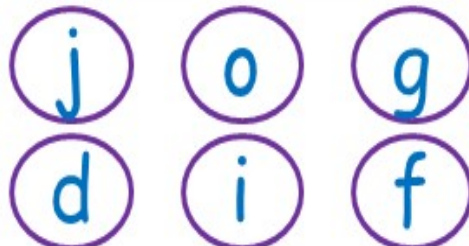
Parents, help your child to:

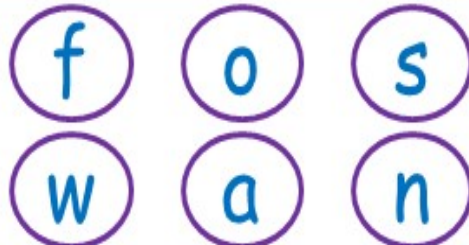
1. Identify the name of the picture.
2. Color or connect the correct sounds for each word.
3. Write the word on the line provided.



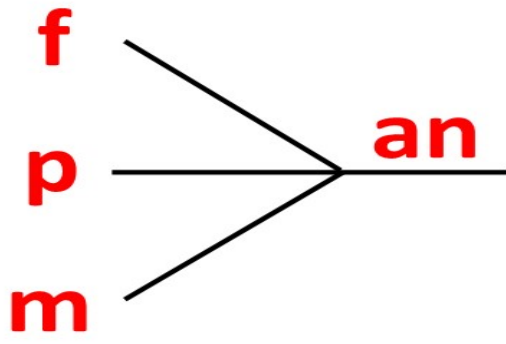


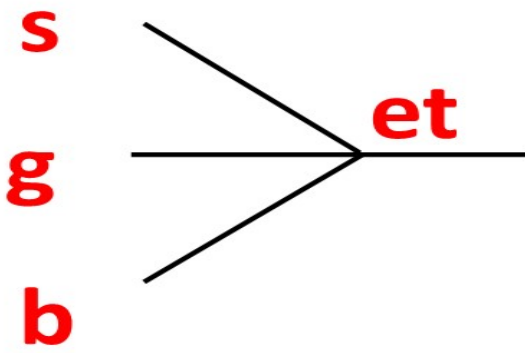


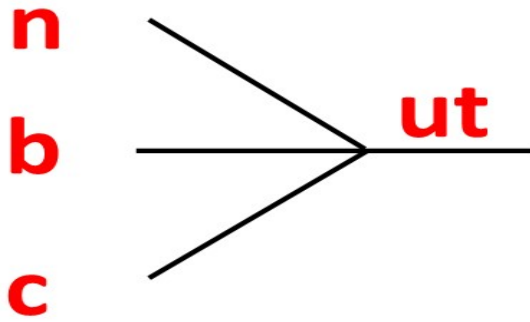




CVC blend
Make new words







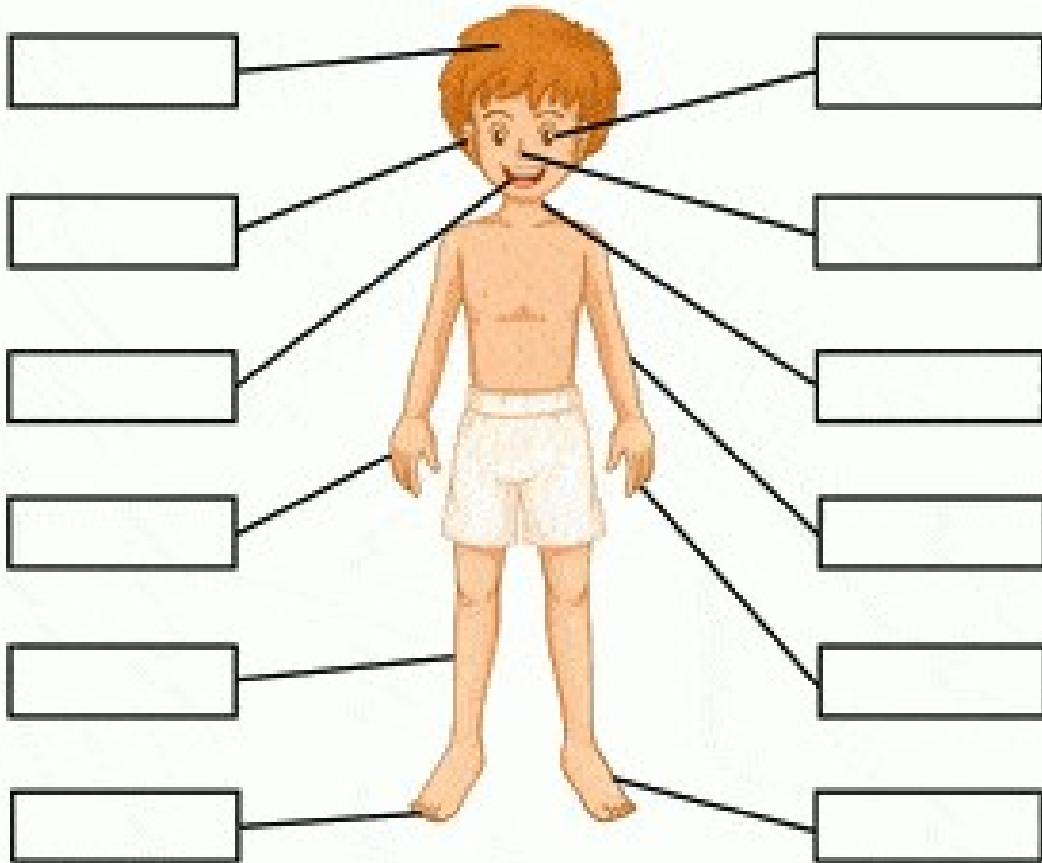


Parts of the body

Grade 1 Science Worksheet





Label the parts of the body below.










arm	hand	leg	foot
eye	mouth	ear	nose
neck	toes	fingers	head



THIS, THAT, THESE OR THOSE


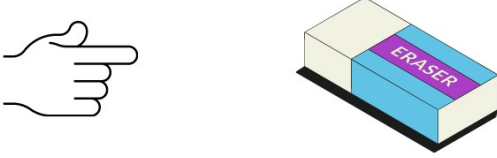





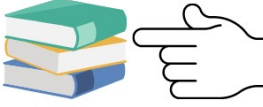
Попълнете изреченията с this, that, these или those.

this → 	these → 
that → 	those → 

- 1) _____ is a computer game. → 
- 2) _____ are lorries. → 
- 3) _____ is a camera. → 
- 4) _____ is a kite. → 
- 5) _____ are balls. → 
- 6) _____ are watches. → 
- 7) _____ is a pen. → 
- 8) _____ is a ruler. → 
- 9) _____ are chairs. → 





This That These Those

Look at the picture and choose the correct word.





this	that	this	that
			
these	those	these	those
			
this	these	that	those
			
this	that	these	those
			

Singular & Plural

Form a Plural by using "s" or "es".

Word	"s" or "es"	
class	_____	
bus	_____	
pen	_____	
car	_____	
cup	_____	
box	_____	
fox	_____	

Adding "s" or "es".

Word	"s" or "es"	
lion	_____	
finger	_____	
dish	_____	
crab	_____	
tiger	_____	
box	_____	
brush	_____	
wash	_____	

Learning Objective

To make words from letters.

Rearrange the letters given below to make meaningful words.

I R A C H _____

L C P I E N _____

E O R S H _____

U N E Q E _____

Y D R A I _____

N T O T C O _____

O M N A G _____

Y D I A S _____

E L P T A _____

S L S G A _____



CHINKARA ENGLISH ACADEMY SAYLA

🌐 www.ceasayla.com | 📞 9024948329

We are social on Instagram | X (Twitter) | Facebook | YouTube

ADMISSION

OPEN

**Nursery
to
Class - 8**

**Register
NOW**

